

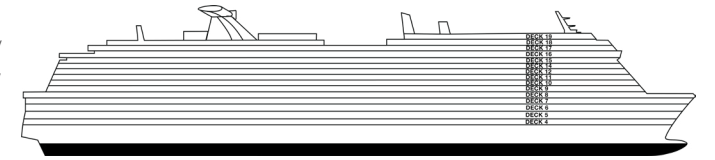
ACCOMMODATIONS SYMBOL LEGEND

- ▶ King Bed does not convert to Twin Beds
- ★ 2 Twin Beds (convert to King) and Single Sofa Bed
- 2 Twin Beds (convert to King) and 1 Upper Pullman
- ☾ King Bed (does not convert to Twin Beds) and 1 Upper Pullman
- ◐ 2 Twin Beds (convert to King) and 2 Upper Pullmans
- 2 Twin Beds (convert to King), Single Sofa Bed and 1 Upper Pullman
- † 2 Twin Beds (convert to King) and Double Sofa Bed
- ∞ 2 Twin Beds (convert to King), Double Sofa Bed and 1 Upper Pullman
- ★ Twin beds do not convert to a King Bed.
- ◁ Connecting staterooms (ideal for families and groups of friends)

All accommodations are non-smoking.
 Accessible staterooms are available for guests with disabilities. Please contact Guest Access Services at 1-800-438-6744 ext. 70025 for details, or visit <http://www.carnival.com/about-carnival/special-needs.aspx>

CATEGORIES

- 4A 4B 4C 4D 4E 4F 4G 4H 4I Interior
- 4N 4O Premium Interior
- 6A 6B Ocean View
- 7C Cove Balcony
- 7X 7Y Junior Balcony
- 8A 8B 8C 8D 8E 8F 8G Balcony
- 8J 8K Extended Balcony
- 8L Forward-View Extended Balcony
- 8M 8N Aft-View Extended Balcony
- 0S 0T Ocean Suite
- DS Carnival Excel Suite
- KS Carnival Excel Corner Suite
- LS Carnival Excel Aft Suite
- SV Carnival Excel Presidential Suite

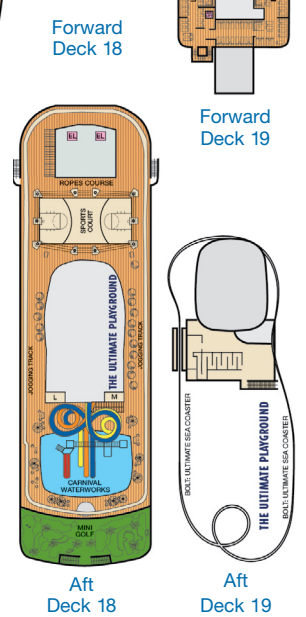
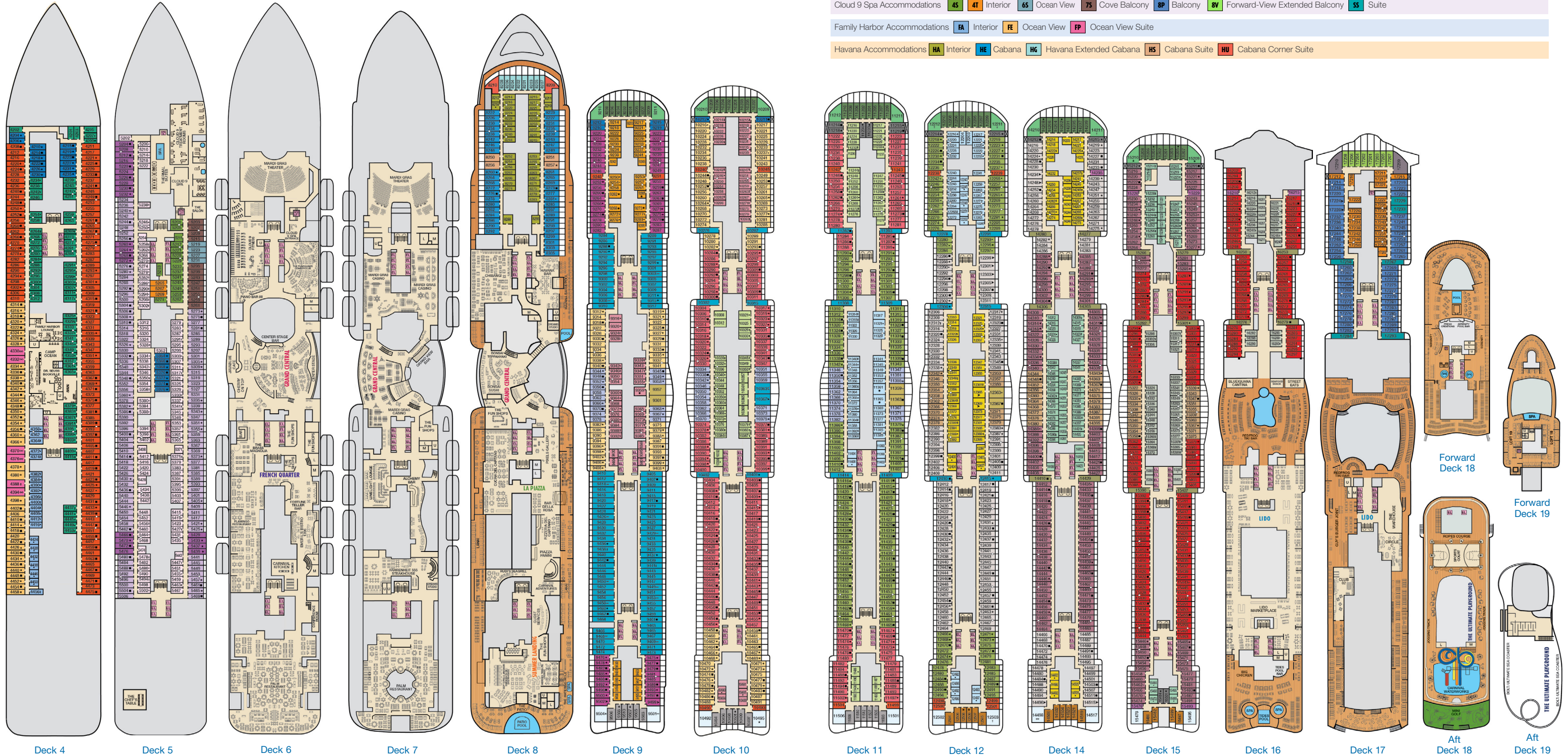


Gross Tonnage: 180,800 Length: 1130 feet Beam: 137 feet
 Cruising Speed: 17 Knots Guest Capacity: 5,282 (Double Occupancy)
 Total Staff: 1,735 Registry: The Bahamas

Cloud 9 Spa Accommodations 4S 4T Interior 6S Ocean View 7S Cove Balcony 8P Balcony 8V Forward-View Extended Balcony SS Suite

Family Harbor Accommodations FA Interior FE Ocean View FP Ocean View Suite

Havana Accommodations HA Interior HE Cabana HG Havana Extended Cabana HS Cabana Suite HU Cabana Corner Suite



ACCOMMODATIONS SYMBOL LEGEND

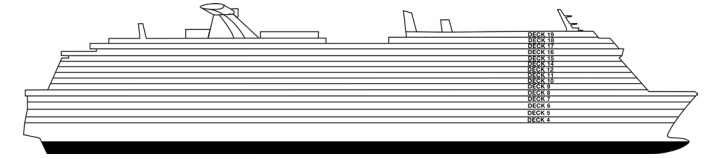
- ▶ King Bed does not convert to Twin Beds
- ★ 2 Twin Beds (convert to King) and Single Sofa Bed
- 2 Twin Beds (convert to King) and 1 Upper Pullman
- ◐ King Bed (does not convert to Twin Beds) and 1 Upper Pullman
- ⋮ 2 Twin Beds (convert to King) and 2 Upper Pullmans
- 2 Twin Beds (convert to King), Single Sofa Bed and 1 Upper Pullman
- † 2 Twin Beds (convert to King) and Double Sofa Bed

- ◁ Connecting staterooms (ideal for families and groups of friends)
- ★ Twin beds do not convert to a King Bed.
- ♿ Unisex Wheelchair Accessible Restroom
- 🚭 All accommodations are non-smoking.
- Accessible Routes including Ramps
- Restrooms, Elevators, Lifts and other Accessible Areas
- Fully Accessible Staterooms (FAC)
- Fully Accessible Staterooms - Single Side Approach (FAC-SSA)
- Ambulatory Accessible Staterooms (AAC)

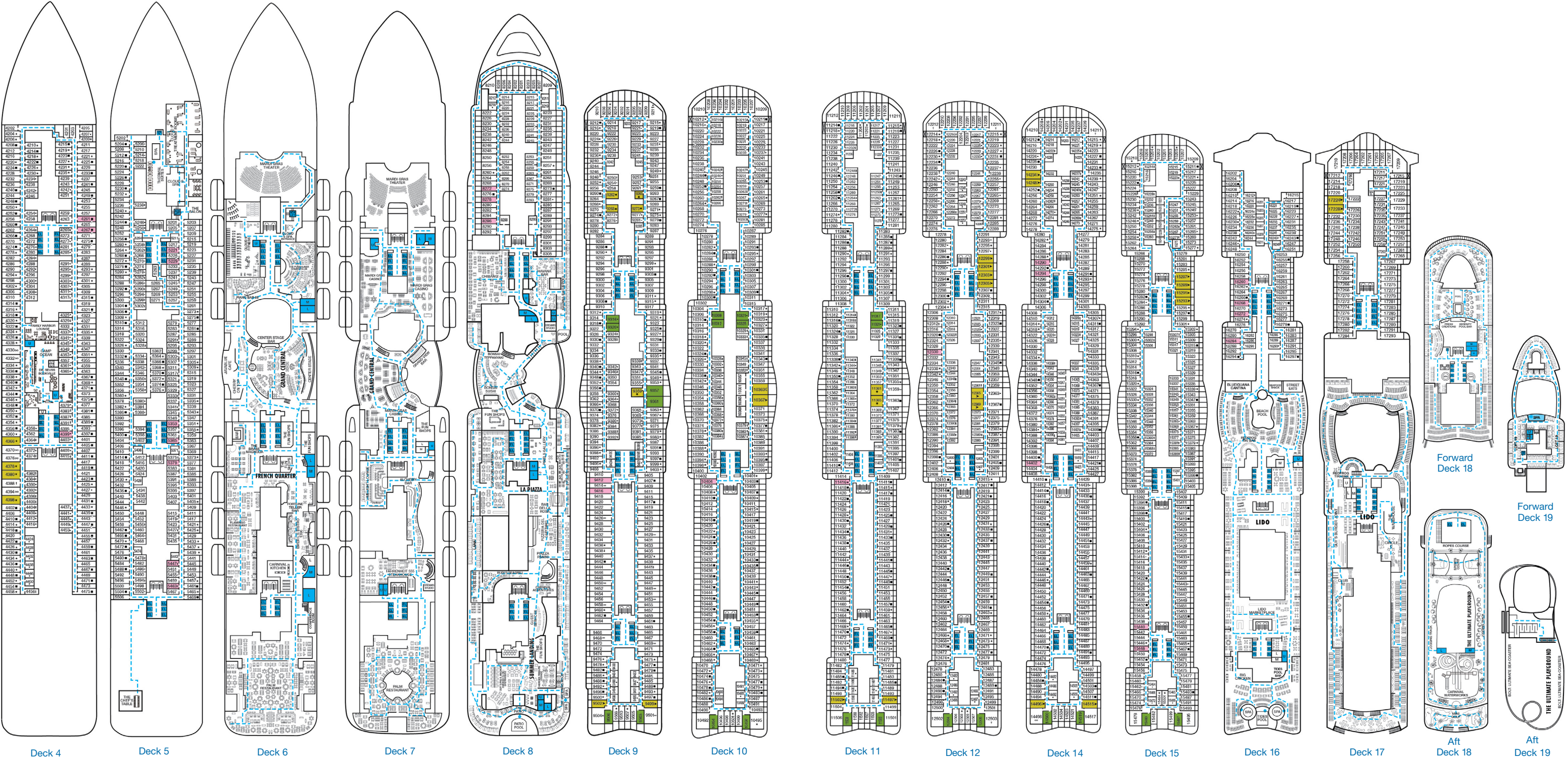
DECK PLANS

Please contact Guest Access Services for specific ship accessibility features. You may also visit <http://www.carnival.com/about-carnival/special-needs.aspx>

Spa accommodations include private access, special amenities and priority reservations at the Cloud 9 Spa.



Gross Tonnage: 180,800 Length: 1130 feet Beam: 137 feet
Cruising Speed: 17 Knots Guest Capacity: 5,282 (Double Occupancy)
Total Staff: 1,735 Registry: The Bahamas



Forward Deck 18

Forward Deck 19

Aft Deck 18

Aft Deck 19